







MUTOH

Creation, we make it happen ...



DIRECT TEXTILE PRINTER



-  **65" (165 cm) and 90" (228 cm)**
-  **Proven drop-on-demand piezo inkjet technology**
-  **Prints directly onto non-stretchable fabrics**
-  **Includes ink gutter with waste drain**
-  **Additional cylinder for fabric tensioning**
-  **Heavy-duty motorised unwinding / winding system standard**



Maximum Media / Print Width

Viper TX 65 : max. media width : 1651 mm (65") / max. print width : 1641 mm (64.61")

Viper TX 90 : max. media width : 2280 mm (89.76") / max. print width : 2240 mm (88.18")

Application Possibilities

From sample creation (one offs) to small production runs. The Viper TX direct digital textile printer is ready to print directly onto textile with open or closed structure for application possibilities such as soft signage, flags, wall murals, trade-show exhibits, fashion textile, shop awnings, outdoor advertising, home furnishings, curtains, cushions, wallpaper, ...

Inkjet Technology / Ink Set-Up

8 Drop-on-demand Micro Piezo Inkjet Heads (360 nozzles per head) – 8 ink channels – 8 cassette slots

Dynamic Variable Dot Imaging Technology (drop mass output: Fast mode between 5.4 ng & 41.5 ng / Double density mode between 10.8 ng & 83 ng)

Ink set-up possibilities: 8 colours : mix of process & spot colours possible
 6 colours : mix of process & spot colours possible
 4 colours : 2 x 4 CMYK (same ink type – double autonomy)
 4 + 4 CMYK (mixed ink type – application flexibility)

Print Resolution / Speed Levels

360 dpi, 720 dpi, 1440 dpi

Maximum print speeds up to 42 m²/h


Typical production speeds between 11 and 22 m²/h

Media Acceptance

Prints directly onto textile with open or closed structure: PES flag, cotton, silk, ... any non-stretchable fabric.

Incorporated Technology for Textile Printing

- | | |
|------------------------|------------------------------------------------------------------------------------------------------------------------------------------------------------------------------------------------------------------------------------------------------------------------------------------------------------------------------------------------------------------------------------------------------------------------------------------------------------------------------------------------------------------------------|
| Ink Gutter | The ink gutter positioned under the printing path collects all the ink that is not absorbed by the textile. With the incorporated drain, cleaning the gutter is easily performed. No need to take out the gutter. |
| Cylinder | An additional cylinder near the printing area assures a perfect equal tension on the fabric during printing. |
| Unwinder/Winder 100 | A motorised heavy-duty unwinding / winding system with front and rear sensorised tension bars offers perfect media tracking, resulting in straight winding on the take-up roll. As such, prints are optimally prepared for after-treatment (e.g. calendar unit, steamer, washing unit, dryer, ...).
The system accepts media rolls up to 100 kg (2" / 3" core) with a maximum diameter of 300 mm. Scroller free front & back roll media handling is easy, fast and convenient thanks to 2 sets of repositionable flanges. |
| Adjustable Head Height | The variable head height from 1.2 mm up to 4.0 mm allows the user to print onto sensitive media or media with long fibres, without risking a head-strike. |



Options

- | | |
|-----------------|-------------------------------------------------------------------------------------------------------------------------------------------------------------------------------|
| Infra Red Dryer | The optional stand-alone Infra Red Dryer maintains the surface of the printed fabric under a constant temperature to allow the ink to dry safely and securely after printing. |
|-----------------|-------------------------------------------------------------------------------------------------------------------------------------------------------------------------------|

